

djeleas


EN

## CONTENT

- Anamole following p2
- LG, AE, SS, AM, TT following p2

Anamole Following edit

well show the knots/superimposition that form the cores



The A follow each other : A  
The B are the opposite flow : B

The Cores . the top of the profile is formed along A  
which is the strongest flow (that of arrivals)

Any body has 2 flows, including a stronger  
back for ♀ , front for ♂ . Body formed of Cores.

edit next day  
Curve of A = reverse  
or said otherwise ; Cores are  
face to anamole interior



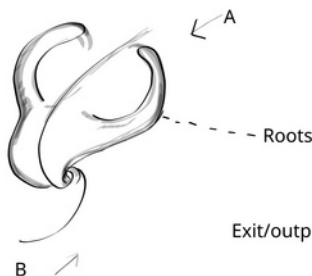
( edit next day the A  
= only one stem/rod  
with exterior  
thickened

( + the wings  
of the cores goes  
as far as the basis of the preceding Core

LG Cores teeth

It's the same

( e. g. ; next to the canines



with 2 roots

( edit 5 days after; which are therefore not roots,  
everything except roots, but the continuation of the  
exterior edge of the Core resulting from A and B. A  
coming from the Core Skull, and B coming from the  
Exterior. )

Exit/output of the Sup. = sensitivity

LS

Corps ( FR; Body )

Cores

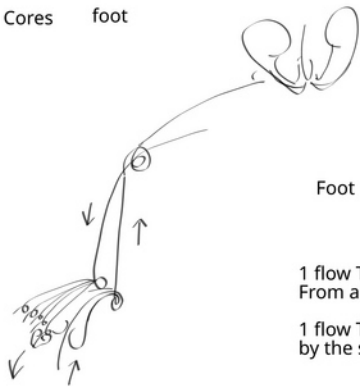
Orgone ( R. neolog.; orgasm + organ )

; CORGONE

(djeleas neologism)

( Corpus caelestis formatur ( roughly LAT. ))

LG Cores foot



Foot = Zone of exchange

1 flow To exterior  
From above , the fingers/toes


1 flow To interior  
by the sole/base of the foot

Cores 1 and 2 in opposite direction

the 1st comes out of the pelvis, goes to the knee articulation, bone front of the leg,  
Then bump at the bottom (not the heel; ankle)  
Then bones fingers of the feet/toes.

The 2nd, by the sole/base (reverse core/dispheriloid compared with the rest of the body)  
Then heel, then ascend backbone bottom of the leg  
Then surround knee articulation = kneecap,  
Then returns Pelvis, by articulation ( without bone but tendons under the thigh )

AE Anamole Earth Following  
Europe



Europe  
Core 2, Wing 2

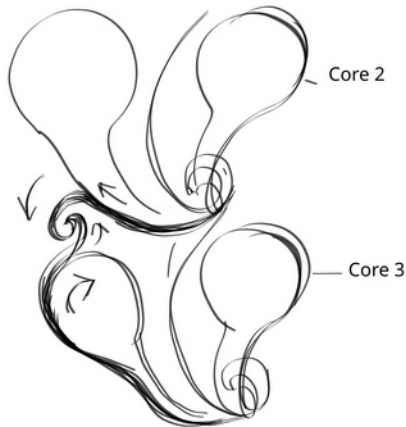
Europe : Very distorted,  
The Wing is pushed while developing ;  
By flow of Core 0 which impede it at the E. ;  
By Wing 2 of Core 1 which push it from the N. , on the top;  
By top of Core 3 Wing 2, which rushes to him at the E. from below.

The Alps are edge exterior. of the bottom of its Wing.  
Structures of Core 0, the old ones, shift to the left, pushed by by Core 3, Wing 2, and pass under Ext. Edge. from the bottom ( from Core 2 Wing 2 )  
Ext. Edge of the top, by pushing towards the right to develop, impede Flow of Core 0 to circulate easily above Tian Shan ( Core 0 Hole, Sup. Exit).  
Flow Ancient structures between Core 0 and Core 1 ( in the same place ) shift to the right , Mountains.

Everything is very contracted.

Between Core 3 Wing 2 and Core 2 Wing 2, it is the same than Meso-America.  
Interior Big Whirl = Germany ( Talheim , town ). Very great strength, expansion power. Every ~ 50 years , comes to bang towards the W. , towards France, then returns to E. and S. ; oscillation = the largest groundwater table in Europe but also invasions by Swastika etc. The eye that cries the most of the planet. Verdun - where I was born; Phalsbourg

AE anamole Earth Following Meso - America



the main flow Core 2 Wing 1 at the start is diverted by and fusion with (is superimposed) the main flow Core 3 Wing 1 at the top left.  
( weaker, but Continuous and rushing on it )  
it does cyclones etc.  
And the whole shape of the Caribbean sea .

AE anamole Earth Following Global warming planet ;

Solution ; between Tian Shan and Verkoyansk Mountain : Dig

And rather that as an lifting/tear-off It will be experienced as a "INflaMmatioN"  
like a living tissue where the flow Pass once again finally.

AE anamole Earth Following



Earth  
Movement  
of oscillation  
( Make the seasons,  
Expand , contract  
( Expand when downward,  
contracts when upwards )

The earth is at the anamole end,  
Turns always in the same direction  
While receiving the inflow that makes  
the cores.  
In this oscillation , it lean  
Compared to the G plan, ecliptic, Sun,  
inclination .